



St Hugh of Lincoln Catholic Primary School

In faith and love, we learn and grow.

Weekly Newsletter

6th June 2024

Dates for the diary

- 7th June** INSET Day
- 14th June** Class Photos
- 17th June Monday** KS1 Sports day
- 20th June Thursday** KS2 Sports day
- Alternative wet weather dates**
KS1 - Monday 24th June
KS2 - Thursday 27th June
- 27th June** Music Evening
- 28th June** Y3 Class Mass 9am
- 2nd July** School Choir choral performance after school 5.00pm by the school choir
- 5th July** Reception Class Liturgy 9am
- 10th July** Y6 Leavers' BBQ 3.15-5pm
- 18th July** Leavers' Mass 9am
- 19th July** final day of the summer term/Y6 Leavers' Assembly 9-10am

Mrs Grace

Dear parents and carers,
In Collective Worship this week we learnt about the celebration of the Solemnity of the Most Holy Body & Blood of Christ. Our Latin learning helped us understand that this is Corpus Christi. The Gospel passage focused on The Last Supper when Jesus instituted the rites and rituals that Catholics continue to partake in at Mass to this day. The real presence of Jesus Christ in the Eucharist gives us the opportunity to come into Holy Communion with God. The children were able to tell me how we are all in communion at St Hugh's because we are 'kind and respectful to one another, 'we show love to one another' and we are like a 'family.' We are very blessed to have such a lovely school. Regardless of whether or not members of our school communities are practicing Catholics, being in communion with one another and with God is a vital characteristic of what makes St Hugh of Lincoln Catholic Primary so special. All across the school, I have seen terrific learning taking place and it is so nice to have our wonderful Year 6 back with us after their residential trip. They have settled straight back into school life beautifully and continue to demonstrate excellent behaviour and a great attitude to learning both of which have carried them so far this year. Wishing you a all lovely long weekend!
God Bless! Mrs Grace



News at St Hughs

RSE – Journey in Love

As part of our commitment to work in partnership with parents, when teaching our RSE curriculum Journey in Love, we like you to be aware of the topics that are going to be taught this term so that you can discuss with and be prepared for any questions your children might ask.

In the autumn term, the children were taught about "Social and Emotional" love, in the spring term children are taught the "Spiritual" unit and in summer term the children are learning the "Physical lessons". The Physical learning intention for each year group is:

Reception class: To recognise that we are different and unique

Year 1: To recognise how I am cared for and kept safe in my family

Year 2: To celebrate ways of being safe in our communities

Year 3: To describe and give reasons why friendship can break down, how they can be repaired and strengthened.

Year 4: To describe how we should treat others making links with the diverse modern society we live in.

Year 5: To show knowledge and understanding of the physical changes in puberty.


Year 6: Explain how human life is conceived.

If you would like any further information about the lessons please ask your child's class teacher.

Mrs Pickard and the Year 5 and Year 6 teachers will be giving parents the opportunity to see the slides before the lessons are taught to the children.

Year 5 Tuesday 11th June at 5pm – 5.30pm. Zoom meeting with Mrs Pickard and Miss Joubert

Year 6 Monday 17th June at 5pm – 5.30pm Zoom meeting with Mrs Pickard and Mr Davies.



News at St Hughs

The Eco Group captivated the entire school during our recent assembly with an inspiring presentation on World Oceans Day. They shared fascinating facts about marine life and the importance of ocean conservation. Their engaging talk encouraged everyone to take small steps to protect our oceans, like reducing plastic use and participating in beach clean-ups. It was a wonderful reminder of how even young students can make a big difference in preserving our planet.



Reception – Saint Bernadette



On Tuesday, Reception had the most incredible day at Nower Wood in Leatherhead! They were blessed with perfect weather for their pond dipping, minibeast hunting and sensory woodland exploration. The children were so engaged as they applied and developed their knowledge of habitats and UK wildlife. Their behaviour was exemplary and they were such wonderful ambassadors for our school! Thank you so much to the dedicated team of parent helpers who really went above and beyond to support the children with their learning– we couldn't have done it without you!



Green Group: <https://schools.ruthmiskin.com/training/view/IDev49mV/LmRFOWxt>

Purple Group: <https://schools.ruthmiskin.com/training/view/xeljzq6G7/75y1sUpA>

Pink Group: <https://schools.ruthmiskin.com/training/view/7zcYXtx2/1NY6hB6R>

Year 1 - Saint George

Welcome back to school.

In our final Geography lesson of the topic, the children created continent boxes. In pairs they have designed a suitable habitat for one of the animals we have studied. The children were able to describe the human and physical features of the specific places.

Within our KS1 collective worship this week we have been thinking about our school values. This half term our value is love. We thought about how we show love to one another and what love means to us.

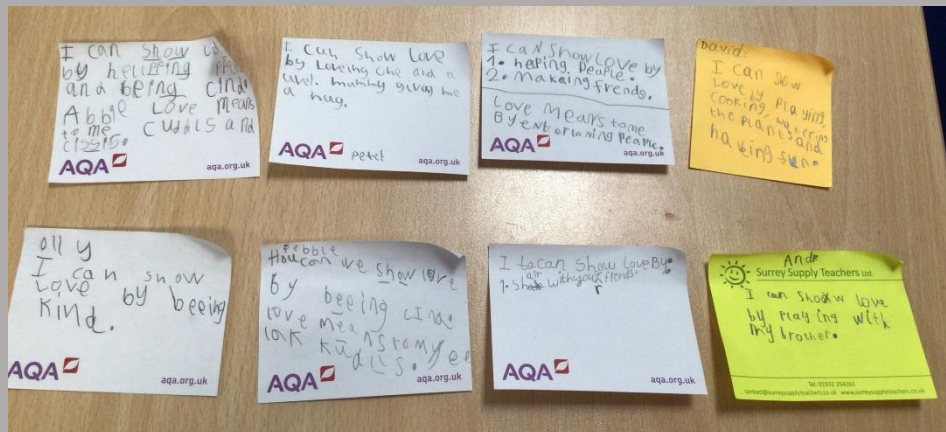


Read Write Inc. Phonics

Yellow Group: <https://schools.ruthmiskin.com/training/view/swe2upRO/ftNmPVdU>

Blue Group: <https://schools.ruthmiskin.com/training/view/gEhyqy7a/U00wuiHV>

Grey Group: <https://schools.ruthmiskin.com/training/view/hfQOmqHLY5PRNfRn>



Year 2 – Saint Francis

Welcome back, Year 2! It has been a great first week back after the holidays!

In English we wrote shape poems about summer and at the end of the week we recited our poems to each other to see if everyone else could guess our poem's theme. In maths we are revising different ways of adding and subtracting numbers using different methods, like a 100 square. In Science we started our new topic of Feeding and Exercise and we identified what humans need in order to survive: water, air, food, shelter. In RE understood why we have rules and the importance of rules in our world. In Design and Technology we explored the mechanisms around us and how they operate: levers and pivots. The highlight of our week has been History, our new topic "Our Local Heroes". Local heroes are people who lived (or still live) in Surrey and have done something special, important or unique. We identified the names of the six local heroes we are going to learn about in this topic and we made a timeline, ordering them chronologically.



Read Write Inc.
Phonics

Mrs Avery's group:

<https://schools.ruthmiskin.com/training/view/ub3j2aLd/pwIqENnq>

Read Write Inc.
Spelling

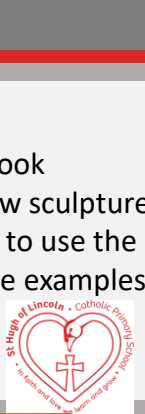
This week's spelling rule (CONTINUE): We add -er or -est to adjectives to make the superlative. If an adjective ends in e we must drop the e before adding -er or -est. For example: nice – nicer - nicest

Red words : **Tuesday, Wednesday, Thursday, June, July.**



Year 3 – Saint Veronica

We have had a great first week back in Year 3. We have enjoyed exploring our new reading book together - *The Puffin Keeper* by Michael Morpurgo in Master Readers. In art, we started a new sculpture unit. We used junk modelling materials to join 2D shapes to make 3D shapes. We learnt how to use the 'slot technique' and had to build a structure that could stand up on its own! You can see some examples below.



Read Write Inc.
Spelling

Our spelling rule this week is words adding the suffix **-ian** to words, if the word ends in **c** just add **-ian** music + **ian** musician. If the root word ends in **cs**, drop the **s** before adding **-ian** politics + **ian** politician.

Our orange words are : naughty, notice, natural, no, other, now

Year 4 - Saint Teresa of Calcutta

The Year 4 children this week have begun their new unit in Science 'States of matter'. In this weeks lesson, the children used their own criteria to sort a selection of materials. As a class, we closely looked at granular solids such as salt under the visualizer and noticed that even though these types of solids can be 'poured' like liquids, they are really collections of very small solids which can behave like liquids because of their size. They made a list of the ways solids and liquids differ from each other and were introduced to the term 'properties'.



Our spelling rule this week is: adding the suffix -ion

For example: collection, injection, invention

Orange words: occasionally, popular, position, peculiar, naughty, opposite.

Read Write Inc.
Spelling



Year 5 - Saint Raphael

This week we started reading our new class book Zlata's diary. It is all about a child's life in Sarajevo. In Maths, we started our unit on decimals. The children made a very interesting model in science to demonstrate how gravity works! We used toilet rolls to show how gravity is an invisible force which acts like an elastic band in the object. As objects move away from the surface of the Earth, they are pulled back by gravity. They also learned that Isaac Newton was the one to discover gravity when he saw an apple falling to the ground.



Our 6 orange words are: probably, opposite, often, peculiar, occasionally, harass



Year 6 – Saint Maximilian Kolbe

Dear parents and carers,

What a week we had at Calshot on our residential! We did so many different activities and overcome so many challenges. We built some great friendships and it was a great reward for our hard work after SATS. Please enjoy our Year 6 newsletter take over where we will tell you about all of the exciting things that we did over the week

Aero-Trek was one of the best activities. We had to climb through, over and around different obstacles hanging in the air. It helped a lot of people overcome their fears. The zip wire was the best obstacle. It encouraged people to be supportive as well as building trustworthy friendships. It was one of the activities that many people found scary as well as fun. We rate it 5 stars.

Team swing was another popular activity experienced by all the groups. It was a giant swing that was bulled to the top of the hangar by a rope. All of us had to pill the rope to suspend them in the air until it was high enough for them. It was a team building activity where everyone was involved. We all enjoyed it and we loved the thrill of the giant swing.

Our activity in the evening on Wednesday was very interesting. It was called Egg Drop. We had to make something to protect the eggs when they were dropped from the top of The Hanger. It was surprisingly fun. Only 3 out of 6 of the eggs survived and Mr Davies' and Miss Quinlan's was one of them!

In the end we were all chanting the name is the egg being dropped. It was very comical when the eggs dropped and cracked. It was very tense when one of the eggs was clinging onto the box by a piece of tape. It was very fun, especially when we did it with our friends.

Crate stack was one of the activities we enjoyed throughout the week. Everyone had different roles to do: belays; tailors; architects and climbers. The way it worked was there was a rope that the climbers were clipped to and the belays and tailors were controlling the rope. The objective was to make the sturdiest and tallest towers with the crates whilst the climbers were climbing up it. We all enjoyed it and it was a challenging and fun activity.

Initiative is a team activity that we all completed. First, we all went on planks of wood in our three groups and we all had to work or way through each other into height order. In the second activity, we got to go through the war tunnel which was pitch black. Then, we completed rope landing and we had to swing across on a rope and land on a tiny platform. In the activity Triangle Hook, there was a triangle with a wide variety of hole sizes then there was three ropes and he objective was to hook the bucket then lift it up into a tiny platform then the instructor would get the keys.

Climbing was a very fun activity. You needed a lot of strength to be able pull yourself up. There was one called "the auto belays". On the wall, there were different patterns. When you got to the top or felt comfortable to come down you would sit in your harness and put your legs out to stop yourself hitting the wall. It would then automatically bring you down. Overall, we think that climbing was very fun and everyone enjoyed it.



Year 6 – Saint Maximilian Kolbe

Rushing rockets was our first evening activity. It was quite easy and we had a great time. We filled the bottle (rocket) up with water closed it then we used a pump to make it go across the room. The second time, we had to try and get the rocket through the hula hoops. The third time, we had to try and get it through the hoops and the buckets. Then, you would have to go and get it then try again.

Kayaking was the water sport we did at Calshot and it was very fun. First, we learnt how to use the kayak and then we were able to go into the sea. We rowed for a bit then stopped and made our way over to the snack-shack. After that we got back on the water. We rowed all the way to the centre of the water where we observed some seagrass and then rowed back and played a game about how many people could fit on a 2 person kayak.

In archery, we got to use proper arrows and a bow. First, we had to find the right size of arrows for us, then they taught us how to shoot. We each got a few turns to shoot and then we played a game called “The Holiday Game!” If you missed, you would get the worst holiday, form of transport or who you went with. If you get the outermost circle, you get something a bit better. If you got the next one, you would get better and better and so on. Some people got some very wacky holidays, such as driving to Greece with Jackie Chan.

Twilight Tudors was set in a castle built by Henry vii in the 1500. To start off, we got a tour of the castle where we learnt that it was a lookout for French invasions. We also learnt that the reason Calshot is called Calshot is because one of the cannons could hit a place called cow in the Isle of Wight. After the tour, we made bridges that had to withstand a certain amount of water. We had to make them from cardboard and paper then decorate them.

On a fair weather day of our residential trip we did a beach explore and we were given a list of things to find on the beach. One of the things on the list was to find a crab. Two groups found a crab on the beach (we think). Another thing which was on the list was on the list was to find cuttlefish bone and one group found five bones.

At the end of Beach Explore one of our instructors gathered us all up and asked us questions and we had to decide whether it was true or false. Did you know that there are seahorses living in the sea near Calshot?

Orienteering was one of our morning activities. To do it, we headed to Spratsdown wood in the mini-buses. Our instructor taught us how to read a map and line it up to North with a compass. We had to find different objects with letters on them marked on the map, looking at the placing of earth banks and paths, or the shape of the woods. Next, we would unscramble the letters to make a word or phrase. We were running against the clock and competing with the other groups as we all wanted to be first!


In epic engineering, we were creating structures in groups for example, numbers 1-7 and a box that could hold our resources as well as seeing who can make the tallest tower. It was a team building exercise that helped us to learn to communicate better and to come up with new ideas. We enjoyed this activity and liked learning something new.



Year 6 – Saint Maximilian Kolbe

We did skiing twice on our residential. On our first lesson, we were taught how to walk up the slope. Then we were taught to go down the slope using the phrase “Pizza, chips, pizza chips”. During our second lesson we got to go up the slope using the ski lift! When we got up to the top, we had to quickly let go and prepare to ski down. It was such a fun activity and it is something we would all like to try again.

This was one of the last activities that we got to do and it was good how we were able to do it together as a whole class. We were able to link up our Ringos and come down together, but you had to hold on to the rope! At the top of the slope, the instructors would spin us so we spun as we went down the slope. We had such a good time and even the teachers joined in!



Friends News

14th June: Fathers and Heroes pop up shop, Tickets on Classlist. DEADLINE Wednesday 12th June 8pm.

14th June at pick up: Ice-lollies sale (Year 2)

Summer Fayre is coming up soon! Sign up lists will be on Classlist shortly for volunteers for each class stall.

Dear Parents and Carers,

The Friends have been looking for a new volunteer to take over from Mrs Grossi the management of the Second Hand Uniform and Bags & Hats shop for 8 months now. Mrs Grossi has patiently waited for a replacement that, unfortunately, we still have not found.

Unfortunately, she now has to step down.

The committee will deal early next week with the sales that have been placed between the 12th May and today. Afterwards, we'll have to find another solution. Unless we find a volunteer, we might have to reduce the frequency of delivery greatly or reduce sale opportunities to specific events.

For those parents having children moving to KS2 in September, we will make sure you can order the new bags on time.

Given that sales are mostly managed online, it is a role that can be easily shared. It does not require a lot of time and is quite flexible. Please give it some consideration and contact us (Ingrid Stevens, Anna Larkham or Gosia Milbank) if you feel you can help.

Thank you in advance,

Best regards

The Friends' committee: Ingrid, Anna and Gosia

A massive thank you to everyone for your continued support.

Save the date: 29th June Summer Fayre 12 to 3pm





Information Board

Sweets in school

Due to our concerns about allergies and choking, please refrain from sending children into school with sweets and treats for birthdays and special occasions.

Safeguarding

We seek to provide a safe and happy environment for all children. This means that we have a Child Protection and Safeguarding Policy and procedures in place. If you are concerned about a child's welfare, please record your concern, and any observations or conversation heard, or dsl@sthugh-of-lincoln.surrey.sch.uk as soon as possible the same day.

